



Encora™





Encora™

INTRODUCTION

With an elegance that appeals to both contemporary and traditional settings, it's no wonder that Encora is a favorite among experienced designers

COMPOSITION & PERFORMANCE

Our Encora paver offers superb quality, exceptional strength, and lasting durability. The pavers are machine-manufactured under controlled factory conditions using specialized equipment that applies extreme pressure and vibration to mold carefully blended, pure iron-oxide pigments with a cement-rich mixture into high-density concrete pavers.

Encora pavers are dimensionally accurate and have distinct beveled edges. They offer a slip and skid-resistant surface, and when properly installed, are snow-plow safe! The interlocking geometric design creates a strong, durable pavement that is suitable for residential, commercial, and municipal pedestrian and vehicular traffic applications. Typical uses include walkways, driveways, patios, pool decks, sidewalks, courtyards and plazas, residential streets and commercial parking lots.

PHYSICAL CHARACTERISTICS

Encora meets or exceeds North American industry standards, including the requirements of ASTM Specification C 936 for Solid Concrete Interlocking Paving Stones and CSA Standards for freeze-thaw performance. Our strict quality control ensures consistent strength, color and size.

Nominal Size/Coverage	5 1/2" x 9" (140 x 230mm) 3.5 pcs/sf
Thicknesses	2 3/8" (6cm) 3 1/8" (8cm)
Compressive Strength	8500 psi minimum
Water Absorption	5% maximum
Freeze Thaw	No Effect
Slip/Skid Resistance	Excellent to ADA

TECHNICAL SERVICES

Contact our sales offices or visit www.PaversbyIdeal.com for complete technical information and literature. We also offer design consultation, specification assistance, and job-site quality review upon request.

Encora is a trademark of Ideal Concrete Block Co.

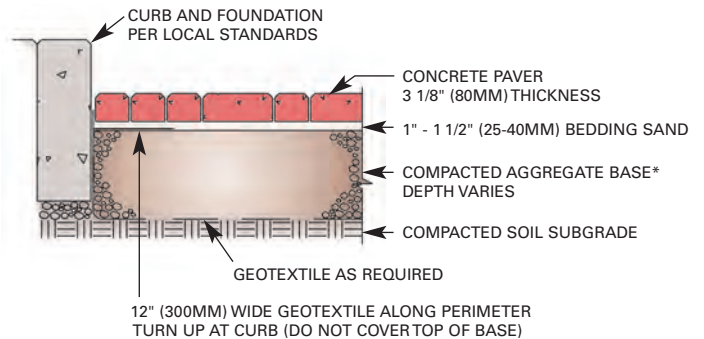
DESIGN & CONSTRUCTION

The design and construction of a Encora pavement is the same as that using our other styles of interlocking pavers. Please refer to our *Contractor's Guide to Installing Interlocking Concrete Pavers* for guidance on installation.

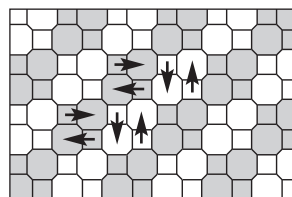
For street applications, the 3 1/8" (8cm) thick paver should be used. The 2 3/8" (6cm) thickness is typically used for pedestrian areas and pavements subject to traffic or passenger-type vehicles.

Encora pavers can be installed in a number of patterns, including herringbone, running or stretcher bond, and basket weave designs, though the surface appearance remains the same. Herringbone patterns are recommended for vehicular traffic due to superior interlock.

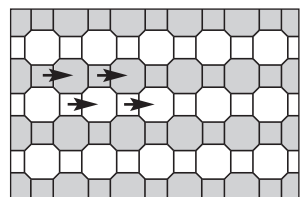
TYPICAL STREET/PARKING LOT CROSS SECTION



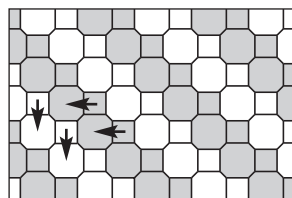
*Base may also be asphalt, concrete or flowable fill.




Basket Weave



Running Bond



90° Herringbone



45° Herringbone

A white deposit known as efflorescence may appear naturally on any concrete or masonry product. It does not affect the structural integrity and will dissipate over time. Efflorescence is not indicative of a flawed product. For more information, ask for our Efflorescence Advisory.

Magnesium, Potassium and Calcium Chlorides, including products that contain a blend of these chemicals, are NOT suitable deicers for concrete pavers. Please see our Deicing Advisory for detailed information.

Always comply with OSHA requirements when cutting or sawing concrete products.