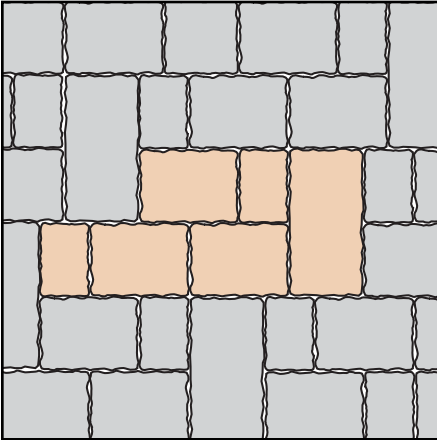


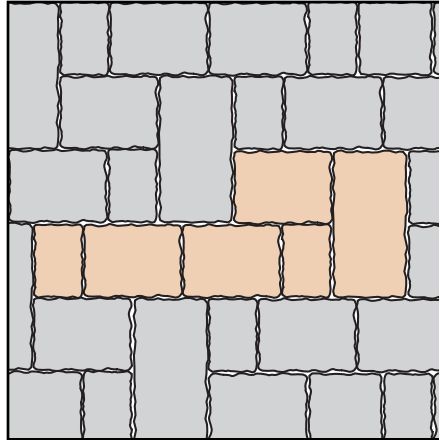
Roman Pisa®

Coverage Per 100 SF



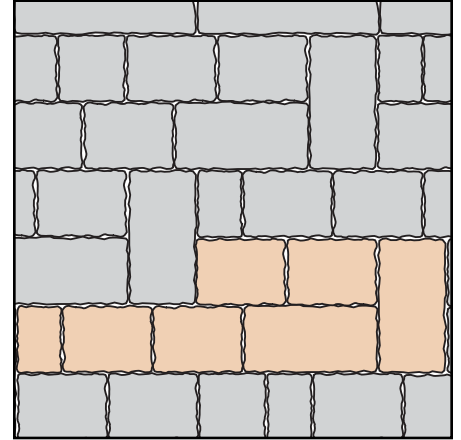
Ashlar Pattern 1

- Stetchers: 164 (Includes approx. 9 Full Caps per 10 lineal feet)
- Halves: 110
- Jumbos: 56



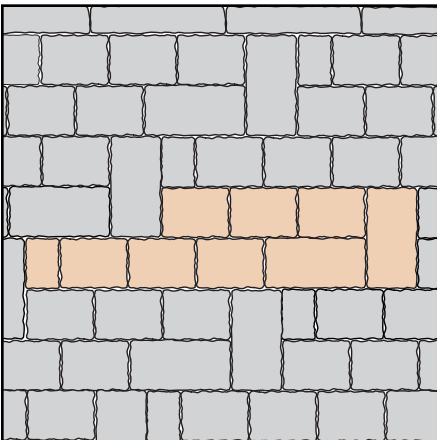
Ashlar Pattern 2

- Stetchers: 164 (Includes approx. 9 Full Caps per 10 lineal feet)
- Halves: 110
- Jumbos: 56



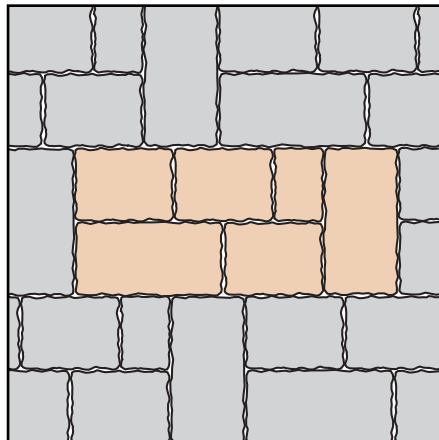
Ashlar Pattern 3

- Stetchers: 160 (Includes approx. 8 Full Caps per 10 lineal feet)
- Halves: 42
- Jumbos: 80




Ashlar Pattern 4

- Stetchers: 168 (Includes approx. 11 Full Caps per 10 lineal feet)
- Halves: 30
- Jumbos: 60



Ashlar Pattern 5

- Stetchers: 139 (Includes approx. 7 Full Caps per 10 lineal feet)
- Halves: 47
- Jumbos: 93




Random Running Bond

- Stetchers: 164 (Includes approx. 7 Full Caps per 10 lineal feet)
- Halves: 32
- Jumbos: 93

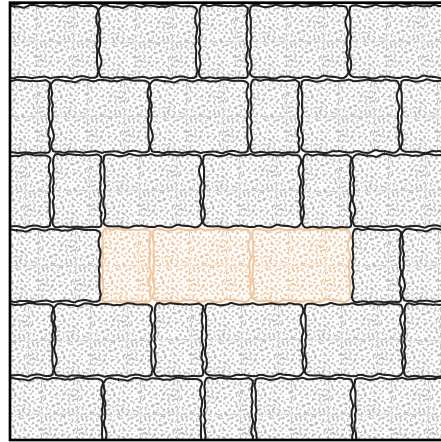
Roman Pisa®

Coverage Per 100 SF



Traditional Running Bond

- Stetchers: 300 (Closure row is comprised of all Full Caps)
- Full Caps: Multiply the lineal footage by 1.5



Stretcher & Half Running Bond

2:1 Ratio:

- Stetchers: 240 (Includes Full Caps – Multiply number of lineal ft. by 1.2)
- Halves: 120

3:1 Ratio:

- Stetchers: 260 (Includes Full Caps – Multiply number of lineal ft. by 1.3)
- Halves: 86

3:1 Ratio:

- Stetcher: 265 (Includes Full Caps – Multiply number of lineal ft. by 1.33)
- Halves: 66