



ANCESTRAL™ WALLSTONE



12"/10"

12"/14"

16"/14"


Shown here in 6" high set. Also available in 3" high set.

As a free-standing wall or low retaining wall, Ancestral WallStone is a smart choice to use for a seat wall or as a wall along the perimeter of an outdoor living space to define and add dimension to the area. Use the 3" high and 6" high sets separately or mix them together in combinations for impressive ashlar patterns.

COLORS



Quarry Blend



Vineyard Blend

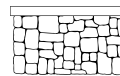
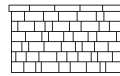


Graphite
(3" only)

FEATURES



APPLICATIONS



PALLET OVERVIEW

	3" High Set	6" High Set
PIECES PER PALLET	30 sets/pallet	15 sets/pallet
PIECES PER SQFT	.83 sqft/set 1.2 set/sqft	1.66 sqft/set .6 sets/sqft
SQFT PER PALLET	25	25
WEIGHT PER PIECE	85 lb/set	170 lb/set
WEIGHT PER PALLET	2600 lb	2550 lb



idealblock.com | info@idealblock.com | 800-24-IDEAL



ANCESTRAL™ WALLSTONE



FEATURES

- ▶ Available in 3" and 6" heights in sets of 3 lengths (tapered)
- ▶ New slotted design and 3-way alignment plug allows product to batter back, step forward or build straight up with vertical alignment
- ▶ 16/14" unit designed as Easy Split corner unit
- ▶ Maximum retaining height up to 39" with batter and proper design
- ▶ Versatile design creates straight, curved and serpentine walls
- ▶ Perfect for free-standing, double sided walls, sitting walls, raised planters and retaining walls up to 39"
- ▶ Suitable for residential, commercial and municipal applications

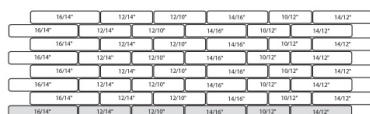
PHYSICAL CHARACTERISTICS

Ancestral WallStone meets or exceeds North American industry standards, including ASTM C-1372 Specification for Drycast Segmental Retaining Wall Units. Strict quality control ensures consistent strength and durability.

Nominal Size	3" h x 10" d in 3 lengths: 12"/10" • 12"/14" • 16"/14" 6" h x 10" d in 3 lengths: 12"/10" • 12"/14" • 16"/14"
Coverage	3" h unit: 1.2 sets/sqft • .83 sqft/set 6" h unit: .6 sets/sqft • 1.66 sqft/set
Compressive Strength	3000 psi minimum
Water Absorption	13 pcf maximum
Freeze Thaw	Little or no effect
Curve	id: 103" • od: 124" (9 sets plus cut piece 4 7/8")

PATTERNS & GUIDELINES

Ancestral can use 3" high or 6" high WallStones or combinations of both. A 1:1 module, consisting of 1 set of 3" high and 1 set of 6" high units, covers 2.49 sf. The 3" high units comprise 33% of the square footage of the wall and the 6" high, 66%. A 2:1 module, consisting of 2 sets of 3" high WallStones to 1 set of 6" high WallStones, covers 3.32 sf and comprises an equal amount of square feet of both heights in a wall. If a predominance of one height is more desirable, use different ratios and place the units randomly throughout the wall. Be sure to install by the set as this product must be purchased as a set containing 1 piece of each size (width).



3" High Running Bond



6" High Running Bond



3" & 6" Combo Ashlar

TECHNICAL SERVICES

Please call our sales office or visit our website for complete technical information and literature. We also offer design consultation, specification assistance and job-site quality review upon request. Walls 4' and higher, terraced walls, and sites with weak soils, slopes and surcharges require special consideration and construction techniques, including the use of geogrid. These conditions require the services of a qualified engineer and a professional contractor familiar with wall construction. Always comply with local building codes.