



ANDOVER 5511™ SMOOTH & STONECLEFT



Smooth



StoneCleft

5½" W x 11" L x 2¾" H

Our Andover 5511 paver offers a traditional shape scaled to complement the trend of larger paving units. Available in a Smooth or StoneCleft finish, our 5511 paver suits the style of either a modern contemporary look or a natural rustic appearance.



IdealBlock.com | info@IdealBlock.com | 800-24-IDEAL



COLORS



Chatham Blend
(Smooth Only)



Oxford Grey



Graphite



Pewter
(Smooth Only)

FEATURES



APPLICATIONS



PALLET OVERVIEW

PIECES PER PALLET 240

PIECES PER LAYER ---

PIECES PER SQFT 2.38 pcs/sqft

SQFT PER PALLET 100.84 sqft

WEIGHT PER PALLET SM 3175 lb / SC 3075 lb



ANDOVER 5511™

FEATURES

- ▶ Available in Smooth or StoneCleft finish
 - Smooth surface version has minimal chamfered edges
 - StoneCleft version features a pronounced cleft and sculpted profile that replicates the look of natural stone
- ▶ The same paver can be installed as a traditional or permeable pavement
- ▶ Can be used as a stand-alone paver or as a border course for our Andover Collection
- ▶ When installed as a permeable paver, 5511 provides 100% stormwater infiltration capable of exceeding 10" of rainfall per hour over a 30-year pavement design life
- ▶ Qualifies for credits under the LEED® and other green building and infrastructure certification systems when installed as a permeable pavement
- ▶ Made with our Color 4D Advanced Technology, Andover 5511 has deeper, richer colors fortified with superior performance against the elements
- ▶ 2 3/4" thickness for improved flexural strength and weight bearing capacity
- ▶ Ideal for pedestrian and vehicular applications - walkways, patios, pool decks, sidewalks, courtyards, driveways, light parking areas and plazas



Smooth



StoneCleft


PHYSICAL CHARACTERISTICS

Andover 5511 pavers meet or exceed North American industry standards, including the strength, absorption and freeze-thaw requirements of ASTM C 936 for Solid Concrete Interlocking Paving Stones.

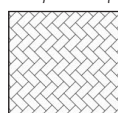
| | |
|--------------------------|------------------------------|
| Nominal Size | 5 1/2" x 11" • 2.38 pcs/sqft |
| Thickness | 2 3/4" (7cm) |
| Percentage of Open Area | 7.5% |
| Compressive Strength | 8500 psi minimum |
| Water Absorption | 5% maximum |
| Freeze Thaw | No Effect |
| Slip and Skid Resistance | Excellent to ADA |

PATTERNS & GUIDELINES


- ▶ Can be installed in herringbone, running bond and a variety of basketweave designs
- ▶ *Please visit our website for complete list of patterns*




90° Herringbone



45° Herringbone



Running Bond



Basketweave 1



This product is susceptible to scuffing during installation and snow removal. Protect the surface when transporting and handling. Use a roller compactor when compacting. When removing snow, the height of the snow blowers and plows must be raised or a poly blade used on the plow edge.



Deicing Advisory



Color 4D

TECHNICAL SERVICES

Please call our sales office or visit our website for complete technical information and literature.

We also offer design consultation, specification assistance, and job-site quality review upon request.