



# STRAIGHTLINE™



4.25" W x 17.125" L x 4" H

The elongated rectangular length of StraightLine is proportionate in scale to its width, creating a striking appearance.



IdealBlock.com | info@IdealBlock.com | 800-24-IDEAL



## COLORS



Oxford Grey



Pewter



Graphite

## FEATURES



## APPLICATIONS



## PALLET OVERVIEW

PIECES PER PALLET 132

PIECES PER LAYER ---

PIECES PER SQFT 1.96

SQFT PER PALLET 67.35 sqft

WEIGHT PER PALLET 3250 lb





# STRAIGHTLINE™



## FEATURES

- ▶ Contemporary look with sleek linear composition
- ▶ Smooth surface and subtle chamfers along the edge
- ▶ Made with our Color 4D Advanced Technology, StraightLine has deeper, richer colors with superior performance against the elements, including de-icing chemicals
- ▶ Suitable for pedestrian and vehicular pavements (limited to personal vehicles) in residential, commercial and municipal applications - walkways, patios, pool decks, sidewalks, courtyards, plazas, and driveways


## PHYSICAL CHARACTERISTICS

StraightLine planks meet or exceed American industry standards with respect to strength, absorption, freeze-thaw durability and dimensional tolerances for concrete planks in ASTM C1782 Standard Specification for Segmental Concrete Paving Slabs. Our strict quality control ensures consistent strength, color, size and freeze-thaw performance.


Nominal Size	4.25" x 17.125" • 1.96 pcs/sf
Thickness	4" (10cm)
Modulus of Rupture	725 psi minimum
Water Absorption	5% maximum
Freeze Thaw	No Effect
Slip and Skid Resistance	Excellent to ADA

## PATTERNS & GUIDELINES


- ▶ StraightLine can be placed into an assortment of laying patterns including half and off-set running bond patterns
- ▶ When bituminous set, the units can be set hand tight.
- ▶ When sand set, the units should be placed with 1/16" to 3/16" (2mm - 5mm) joint widths



90° Herringbone



45° Herringbone



Running Bond

## TECHNICAL SERVICES

Please call our sales office or visit our website for complete technical information and literature. We also offer design consultation, specification assistance, and job-site quality review upon request.



This product is susceptible to scuffing during installation and snow removal. Protect the surface when transporting and handling. Use a roller compactor when compacting. When removing snow, the height of the snow blowers and plows must be raised or a poly blade used on the plow edge.



Deicing Advisory



Color 4D